

## NVS-D2A

Pet-Immune Wireless Motion Detector

## Box Content

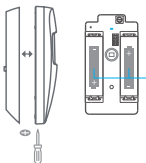
- 1 x PIR Pet-Immune Motion Detector
- 1 x Bracket
- 1 x User Manual

The NVS-D2A is a high performance wireless pet-immune PIR motion detector. This motion detector will not trigger the alarm when your pets (under 25kg) move inside your home, even if your alarm system is armed.

## Before Using for the First Time

Find the screw on the bottom of the detector. Screw open the case and separate the front part.

Insert the batteries according to the specifications on the device. Make sure to respect polarity !  
Once the batteries are inserted, the detectors' self-testing procedure will start for 30 seconds. After self detection, start configuration.



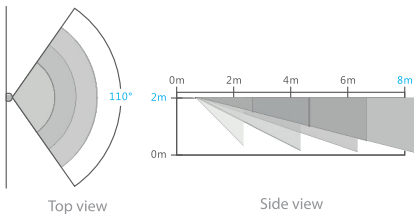
## Installation

Fix the bracket on the wall with screws and attach the detector to the bracket. Adjust the bracket to change the detection distance and angle. It is recommended to mount the detector 2m from the ground.

*Avoid mounting the detector close to windows, air conditioner, heater, refrigerator, oven, sunshine and places where the temperature changes fast or where the air stream flows frequently.*

*If two detectors are installed in the same detection scope, adjust the location to avoid interferences and false alarms.*

*The detector is more sensitive to cross movements than vertical movements.*



Detection scope

## Mode Setting

### Testing mode

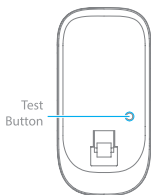
Once the self-testing is complete, long press the test button. The sensor switches to testing mode, and scans once every 10 seconds. After 3 minutes, the LED blinks twice, and the sensor switches to working mode.

### Working mode / Stand-by mode

In working mode, if the sensor is triggered more than twice within 3 minutes, it will switch to standby mode to save power. If no movement is detected within the next 3 minutes, the sensor goes back to working mode.

### Register the detector in the alarm system

Switch to Connection Mode on the control panel. Press the test button of the sensor twice. The control panel beeps once: the motion detector is registered. If you hear two beeps, the detector has already been connected.



To check if the registration is complete, arm the system and trigger the sensor again. If the siren rings out, the registration is successful.

## Specifications

**Power Supply:**  
DC 3V (AA 1.5V LR6 x2)

**Housing material:**  
ABS plastic

**Static current:**  
≤90uA

**Operating conditions:**  
Temperature:  
-10°C ~ +55°C

**Transmitting current:**  
≤9.5mA

Relative Humidity: ≤80%  
(non-condensing)

**Transmission distance:**  
≤ 80 m (in open area)

**Detector dimensions:**  
107 x 53 x 32 mm

**Radio-frequency:**  
433MHz (±75KHz)

**Bracket dimensions:**  
52 x 30 x 26.5 mm

## LED indications

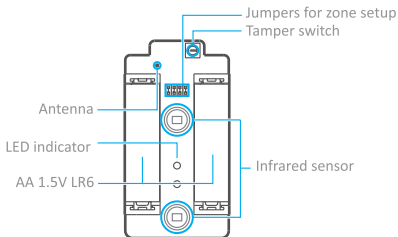
**Blinks continuously:** Self-testing

**Blinks once:** An intruder is detected

**Blinks twice:** Self-testing is complete; entering working mode

**Blinks three times every 3 seconds:** Under-voltage indication: the batteries must be replaced (the user will be informed by SMS when the batteries are low if the detector is registered in the control panel).

## PCB Layout



**Infrared sensor:** Detects the infrared rays released by human body motion. Do not touch the surface. Keep the surface clean.

**Tamper switch:** When the alarm system is armed, the tamper switch will trigger the alarm if the case is opened.

**Jumpers for Zone setup:** The jumpers enable you to assign the detector to a specific zone. Refer to the user manual of your alarm system for more information on zone set up.

## Standards



This product bears the selective sorting symbol for waste electrical and electronic equipment (WEEE). This means that this product must be handled pursuant to European Directive 2012/19/EU in order to be recycled or dismantled to minimize its impact on the environment. For further information, please contact your local or regional authorities. Electronic products not included in the selective sorting process are potentially dangerous for the environment and human health due to the presence of hazardous substances.



In compliance with European laws. This product is in compliance with the essential requirements and other relevant provisions of Directive 2014/53/EU.



This product was designed and manufactured in compliance with Directive 2011/65/EU of the European Parliament and of the Council on the restriction of use of certain hazardous substances in electrical and electronic equipment (RoHS Directive - RoHS) and is deemed to comply with the maximum concentration values set by the European Technical Adaptation Committee (TAC).

Manufactured in China.

